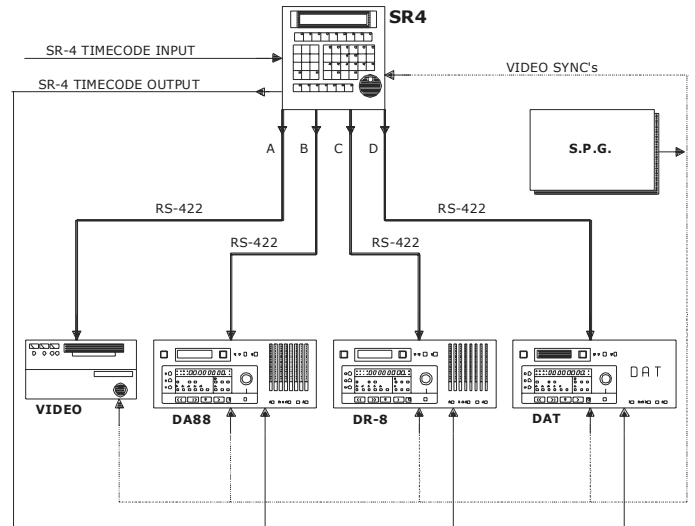
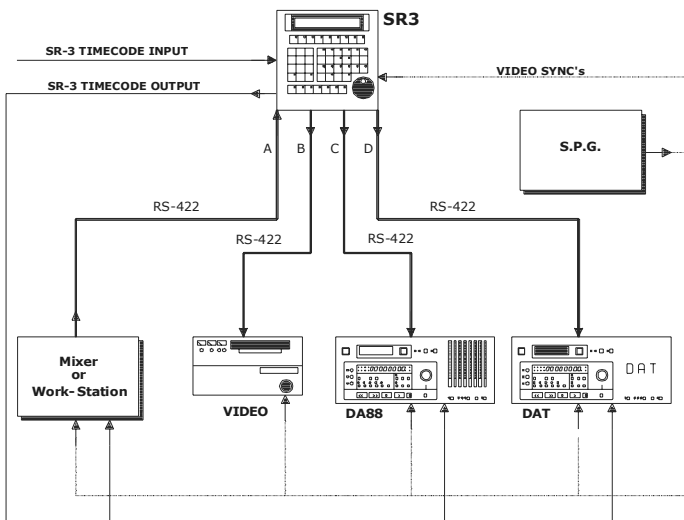




# SR-3, SR-4, SR-24, SR-32 Serial Remotes/Synchronizers

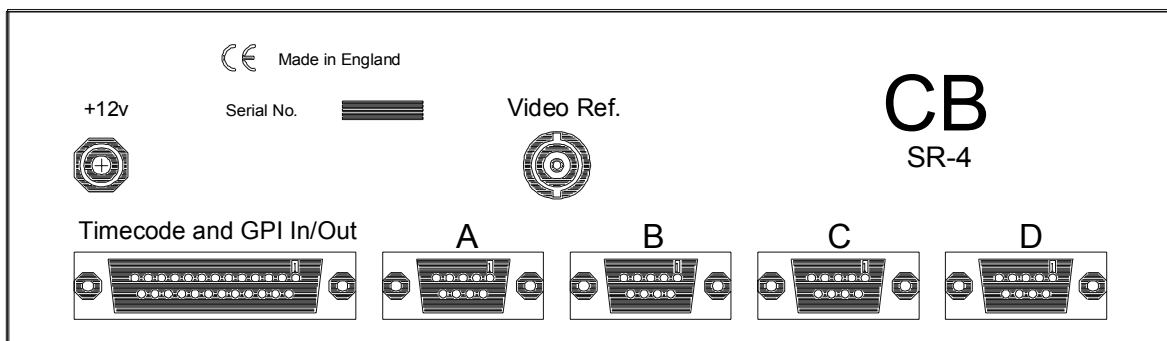
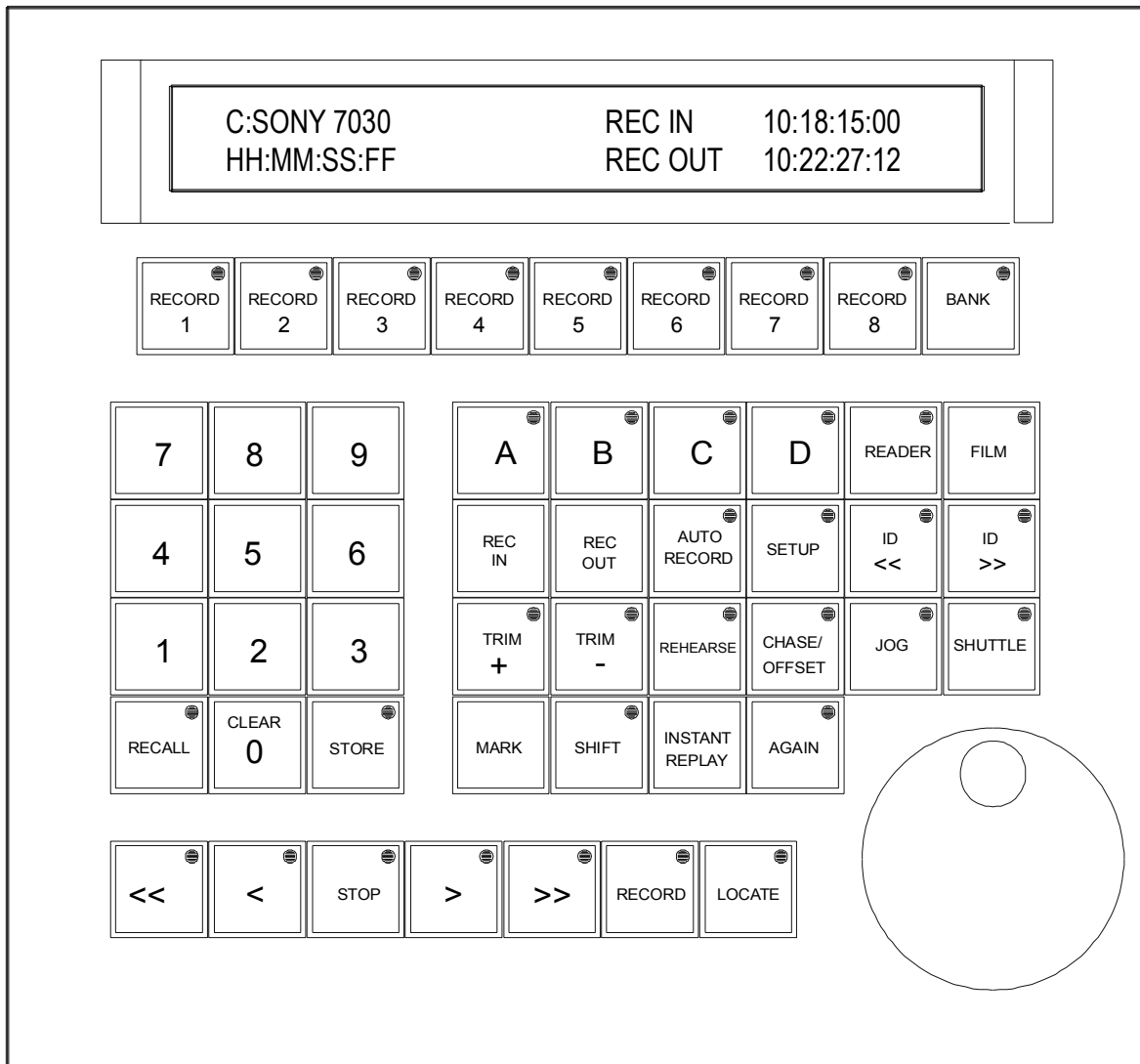


- **Multiple serial outputs** ..... SR-3: 3 Output, SR-4: 4 Output
- **Plug and Play Sony P2 protocol** .Auto recognition/configuration for DAT's, VTR's, DA-88 Digital Dubbers
- **ES BUS protocol** ..... Audio Kinetics ES 1.11, ES 1.12
- **Studer TLS4000 protocol** ..... Studer Audio Tape Recorders
- **Studer D820/D827 protocol** ..... Direct interface to machine synchronizer
- **Ampex Protocol** ..... VPR-3, VPR-80, Timeline Lynx
- **RS422 Input** ..... On SR-3 for use with DAW or Video Editors
- **Parallel GPI's** ..... 6 parallel inputs, 6 parallel outputs
- **Timecode Output** ..... Follows the master position and Offset
- **Timecode Input** ..... All four outputs will chase remote code
- **Built in P2 Synchronizer** ..... Will control & synchronize any suitable 9-pin Machine
- **Virtual Machine Mode** ..... Perfect Machine as Tapeless Master
- **Midi Protocol**.....MX2424
- **Pioneer Protocol**.....DVD
- SR-4 Eight Record Ready keys** ..... Up to 48 record Channels
- Eleven Macro keys** ..... 100+ User Programable Functions
- SR-24 Twenty Four Record Ready Keys** ..... Up to 48 Record Channels
- Fifteen Macro Keys** ..... 100+ User Programable Functions
- Parallel Remote with tallies** ..... SSL S29 format
- SR-32 Thirty Two Record keys** ..... Up to 48 Channels
- xx Macro Keys**
- Parallel Remote with Tallies**





# SR-3, SR-4, SR24, SR-32 Serial Remotes/Synchronizers



Size: 8.7" (221) x 8.1" (206) x 2.5" (63.5) MAX

**SR-3** Three 9-pin outputs and one serial input, LTC In/Out, GPI O/P & I/P's

**SR-4** Four 9-pin Serial outputs, LTC in/out, 6 GPI inputs, 6 GPI outputs

**Options**

**SRP-1** LYNX VPR-3 Serial Protocol

**SRP-2** AK ES-BUS Serial Protocol

**SRP-3** Studer D820 Protocol

**SRP-4** Studer TLS4000 Protocol

**SRP-5** Midi Protocol

**SRP-6** Pioneer Protocol


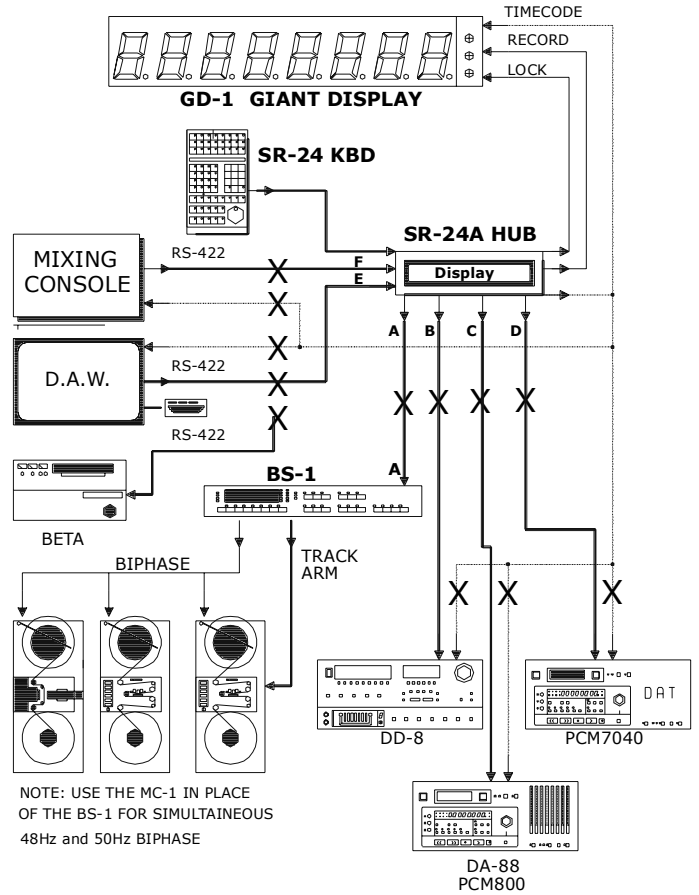


# SR-24, SR-24a Serial Remotes/Synchronizers

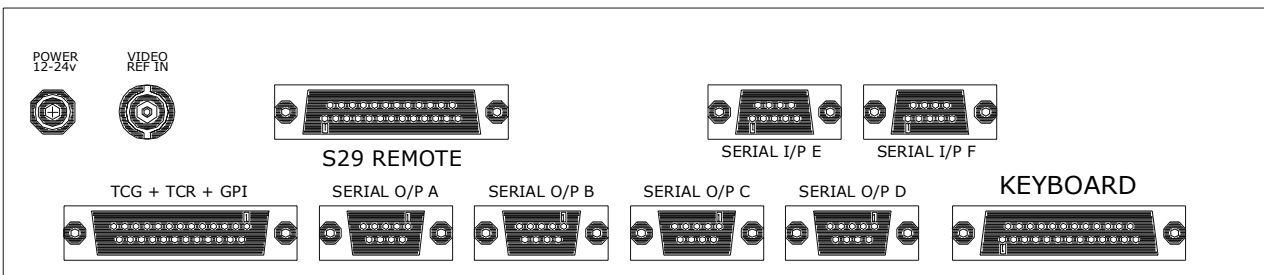


Size: 10.3" (262) x 6.5" (165)

## SR-24A BLOCK



## SR-24 HUB



**SR-24a** Separate keyboard, Six 9-pin RS422 ports, four O/P outputs, One switchable Input/Output. One Input, S29 Parallel Remote Port, 24 track arm switches, Large 8mm Display

**SR-24b** Separate keyboard, Four 9-pin RS422 ports, three O/P, One switchable Input/Output. 24 track arm switches, Large 8mm Display

**SR-32** Separate keyboard, Six 9 pin RS422 ports, four O/P, One switchable Input/Output, One input, S29 Parallel Remote Port, 32 Track arm switches with 4 selections, Large 8mm display

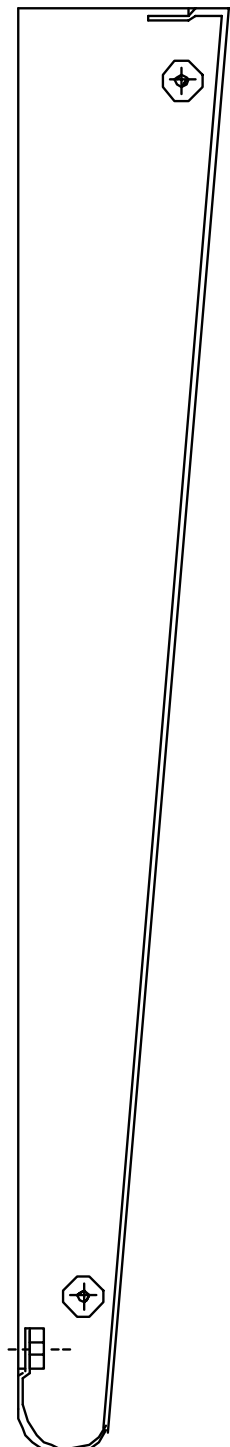
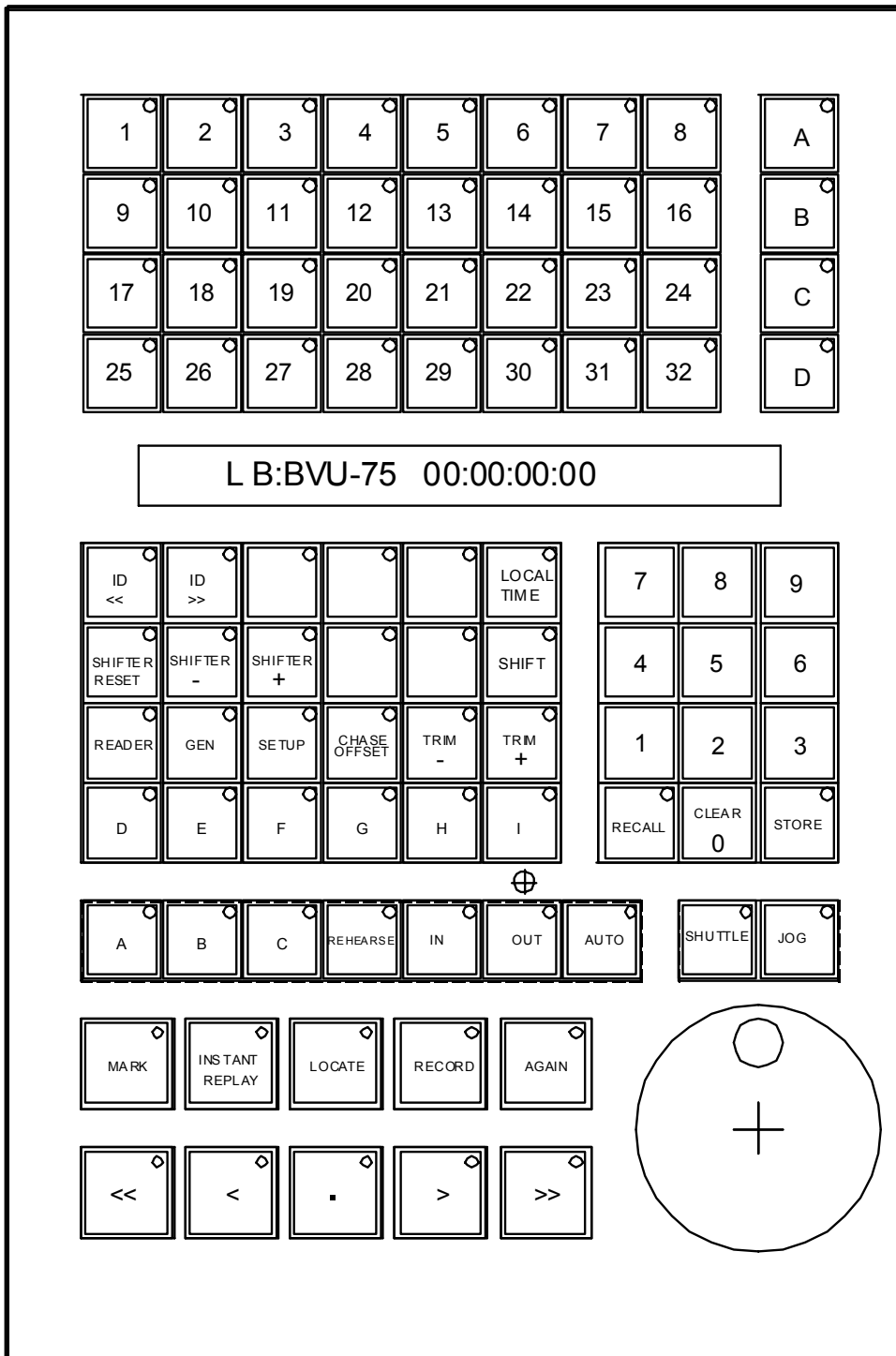
## MR5 Display

C:SONY 7030	Master	Rec In	10:18:15:00
10:20:00:00	Loop 001	Rec Out	10:22:27:12

Display 2 line x 40 8mm high characters

## SR-32 Keyboard

CROSS SECTION



280mm x 187mm (10.9" x 7.3")